



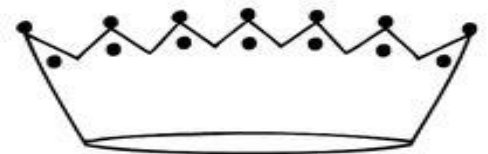



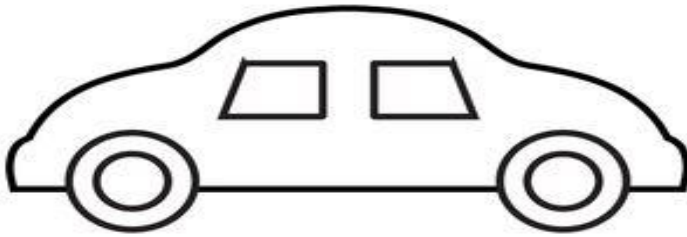
AIR FORCE SCHOOL
WESTERN AIR COMMAND

Worksheet: English

Name: _____

Class: _____

Date: _____



Tracing practice for the letter C. The page contains five rows of handwriting lines. Each row consists of a solid top line, a dashed middle line, and a solid bottom line. Each row contains seven dotted uppercase 'C' characters for tracing.



AIR FORCE SCHOOL
WESTERN AIR COMMAND


Worksheet: English

Name: _____

Class: _____

Date: _____

Match pictures with letter C which begins with sound / c /





AIR FORCE SCHOOL
WESTERN AIR COMMAND

Worksheet: English

Name: _____

Class: _____

Date: _____

Trace the letters and colour the pictures

Tracing and coloring activity for the letter 'c'. The page is divided into three sections within a decorative border.

Section 1: Letter 'c' tracing and coloring. On the left, a dashed lowercase 'c' is shown on handwriting lines with a number '1' and an arrow indicating the counter-clockwise stroke direction. To its right is a crayon icon and the text "is for". On the right, a line drawing of a car is shown with a crayon icon above it. Below these are two rows of handwriting lines, each containing five dashed lowercase 'c's for tracing.

Section 2: Letter 'c' tracing and coloring. On the left, a dashed lowercase 'c' is shown on handwriting lines with a number '1' and an arrow indicating the counter-clockwise stroke direction. To its right is a crayon icon and the text "is for". On the right, a line drawing of a cow is shown with a crayon icon above it. Below these are two rows of handwriting lines, each containing five dashed lowercase 'c's for tracing.

Section 3: Colour the pictures that begin with the letter c. This section contains five line drawings: a carrot, a robot, a pumpkin, a three-tiered cake, and a cup.